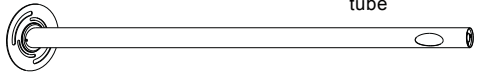






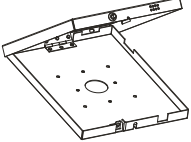













SKU: FOR12-02AL

Installation Instruction

ITEM	DESCRIPTION/PART NO.	QUANTITY	ITEM	DESCRIPTION/PART NO.	QUANTITY
A	 tube	1	M	 M5x8(tamper-proof screw)	3
B	 plastic cover	1	N	 M6x20	3
C	 washer	1	O	 $\Phi 13.5 \times \Phi 5.5 \times 3.2$	2
D	 base	1	P	 TORX tool	1
E	 case	1	Q	 ST6.3x55	3
F	 key	2	R	 concrete anchor	3
G	 silicone pad(A)	2	S	 turn-knob	1
H	 silicone pad(B)	2	T	 D5 washer	2
I	 silicone pad(C)	1	U	 5mm Allen key	1
J	 silicone pad(D)	1	V	 button	1
K	 silicone pad(E)	1			
L	 silicone pad(F)	1			

